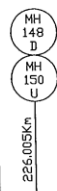


MINIMBAH

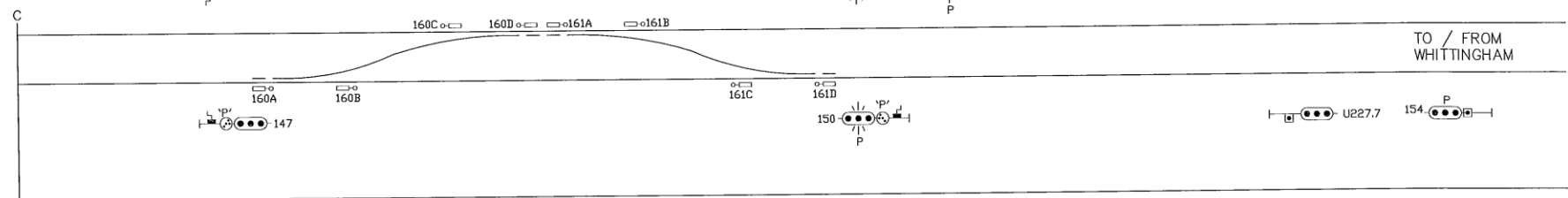
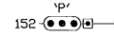

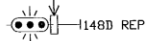
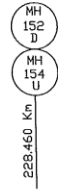
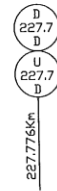


SIGNAL	ROUTE	DESTINATION	IND	TYPE
145	(M)A	DOWN MAIN	---	---
	(M)B	UP MAIN	..*	RHBOL

SIGNAL	ROUTE	DESTINATION	IND	TYPE
148	(M)A	UP MAIN	..*	LHBOL
	(M)B	DOWN MAIN	---	---

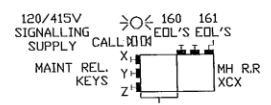


WHEN THIS SIGNAL IS AT STOP WAIT ONE MINUTE AND THEN PROCEED CAUTIOUSLY TO NEXT SIGNAL



TO / FROM WHITTINGHAM

→ DOWN DIRECTION
← UP DIRECTION



SIGNAL	ROUTE	DESTINATION	IND	TYPE
146	146	UP RELIEF	---	---

SIGNAL	ROUTE	DESTINATION	IND	TYPE
147	(M)A	DOWN MAIN	..*	LHBOL
	(M)B	UP MAIN	---	---

SIGNAL	ROUTE	DESTINATION	IND	TYPE
150	(M)A	UP MAIN	---	---
	(M)B	DOWN MAIN	..*	RHBOL

