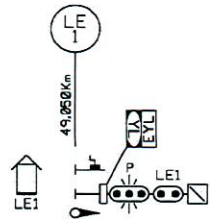
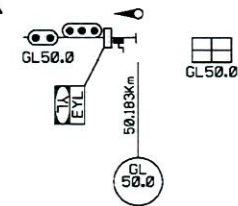
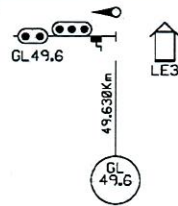


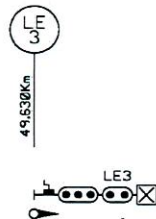
FROM
SHEET 1

TO
SHEET 3

CAMDEN VALLEY WAY
SECTIONING HUT



CREEK CROSSING NO.188



SYDNEY WATER CANAL

COMPASTURE ROAD

BONDS CREEK

GLENFIELD - LEPPINGTON DOWN MAIN →

← GLENFIELD - LEPPINGTON UP MAIN