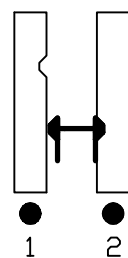


KANDOS LIME & CEMENT SIDING

W
312A

FRAME B

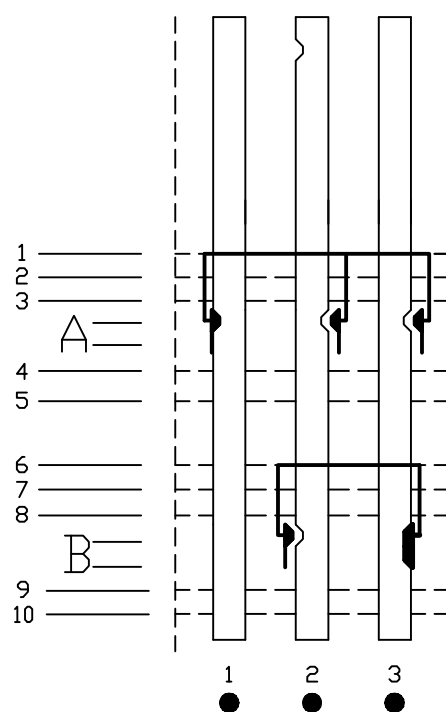
TYPE 'G'



KEY FROM 2A (WARDS 1-6B)
OUT WITH LEVER NORMAL

-FRAME A-

Type 'G'



Upper
Locking

-FRAME A-

TYPE 'G'

2. RELEASES KEY FOR B (WARDS 1-6B)
OUT WITH LEVER REVERSE.

No. OF LEVER	RELEASED BY	LOCKS	RELEASES
1. S		2.3.	
✠ 2.		1.3.	KEY FOR B (WARDS 1-6B)
3. S		2.1.	
KEY FOR B	2.		

-FRAME B-

TYPE 'G'

RELEASED BY KEY (WARDS 1-6B) 2A
OUT WITH LEVER NORMAL.

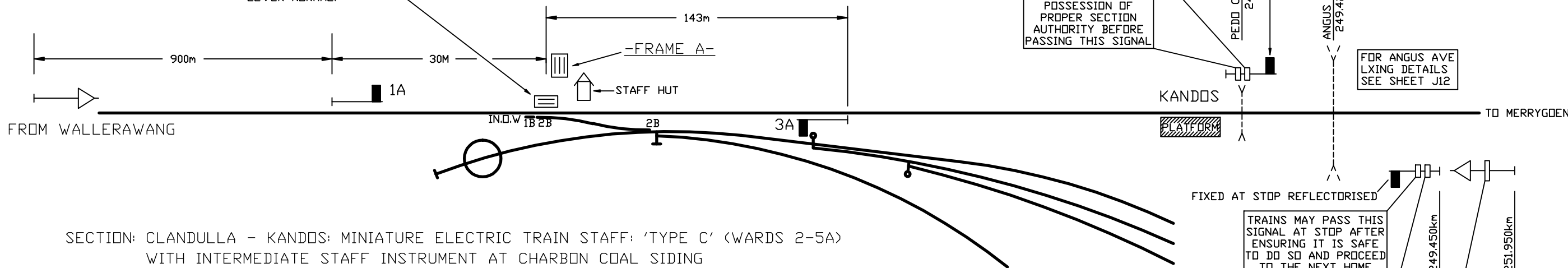
No. OF LEVER	RELEASED BY	LOCKS	RELEASES
✠ 1.		KEY FROM 2A	2.
2.	1.		
KEY		1.	

NAMEPLATES

- 1. DOWN HOME
- 2. KEY FOR B
- 3. UP HOME

-FRAME B-

1. RELEASED BY KEY FROM 2A OUT WITH
LEVER NORMAL.



KEY FOR B (WARDS 1-6B) OUT WITH LEVER REVERSE.
KEY INSCRIBED 'KANDOS CEMENT SDG 2A & 1B'
KEY SECURED BY CLIP & S.L. LOCK

PRESS BUTTON
FOR LEVEL
CROSSING LIGHTS

DRIVERS MUST BE IN
POSSESSION OF
PROPER SECTION
AUTHORITY BEFORE
PASSING THIS SIGNAL

FOR ANGUS AVE
LXING DETAILS
SEE SHEET J12

TRAINS MAY PASS THIS
SIGNAL AT STOP AFTER
ENSURING IT IS SAFE
TO DO SO AND PROCEED
TO THE NEXT HOME
SIGNAL

PRESS BUTTON
FOR LEVEL
CROSSING LIGHTS

SECTION: CLANDULLA - KANDOS: MINIATURE ELECTRIC TRAIN STAFF: 'TYPE C' (WARDS 2-5A)
WITH INTERMEDIATE STAFF INSTRUMENT AT CHARBON COAL SIDING

SECTION: KANDOS CEMENT SIDING - MUDGE: ORDINARY TRAIN STAFF: RED ROUND (WARDS 1-5C)
AND 2 RECEPTACLE KEYS (WARDS 1-5C)