





NOTE: All dimensions in metres.
 Siding dimensions indicate standing room clear of crossing and adjacent tracks
 Security Gates shown thus. 
 Road Stop Sign shown thus. 
 Derail and Crowder 
 Notice Board 

METRO

DIAMOND CREEK TO HURSTBRIDGE

SIGNALLING DIAGRAM 23/13

(REPLACES No 73/12)

Showing Signal and Interlocking Arrangements to come into use on a date to be fixed by Circular which will be issued by the Manager Rail Standards

Bill Uren 01/03/2013
 BILL UREN
 MANAGER RAIL STANDARDS

