








NOTE:
All dimensions in metres
Siding dimensions indicate standing room clear of crossing and adjacent tracks

- Scotch Block shown 
- Catch Points shown 
- Hand Operated Points shown 
- Notice Board shown 
- Lever shown 
- Track Indicator shown 
- Distance from signal to Level crossing denoted thus 
- Theatre Route Indicators shown thus

- Signal MGS122 
- Signals SUN725, SUN735 
- Signal SUN755 

SUNSHINE SIGNALLING DIAGRAM No. 47/10

(Replaces No. 25/08)

Showing Signal and Interlocking Arrangements to come into use on a date to be fixed by Circular which will be issued by:
- the Manager Rail Safety Metro
- the Manager Incidents & Safeworking V/Line
and the Operations Support Officer East/West ARTC



B. UREN
B. UREN
Rail Safety Manager
METRO TRAINS MELBOURNE
14/06/2010



AUSTRALIAN RAIL TRACK CORPORATION LTD
G. Harrison
GRAHAM HARRISON
Operations Support Manager East/West (Adelaide)
ARTC



A. Henwood
ANTHONY HENWOOD
Manager Incidents & Safeworking
V/Line
14/06/2010

ARTC does not approve the drawing, but accepts the drawing based on evidence provided by the "checking & approval" process.

