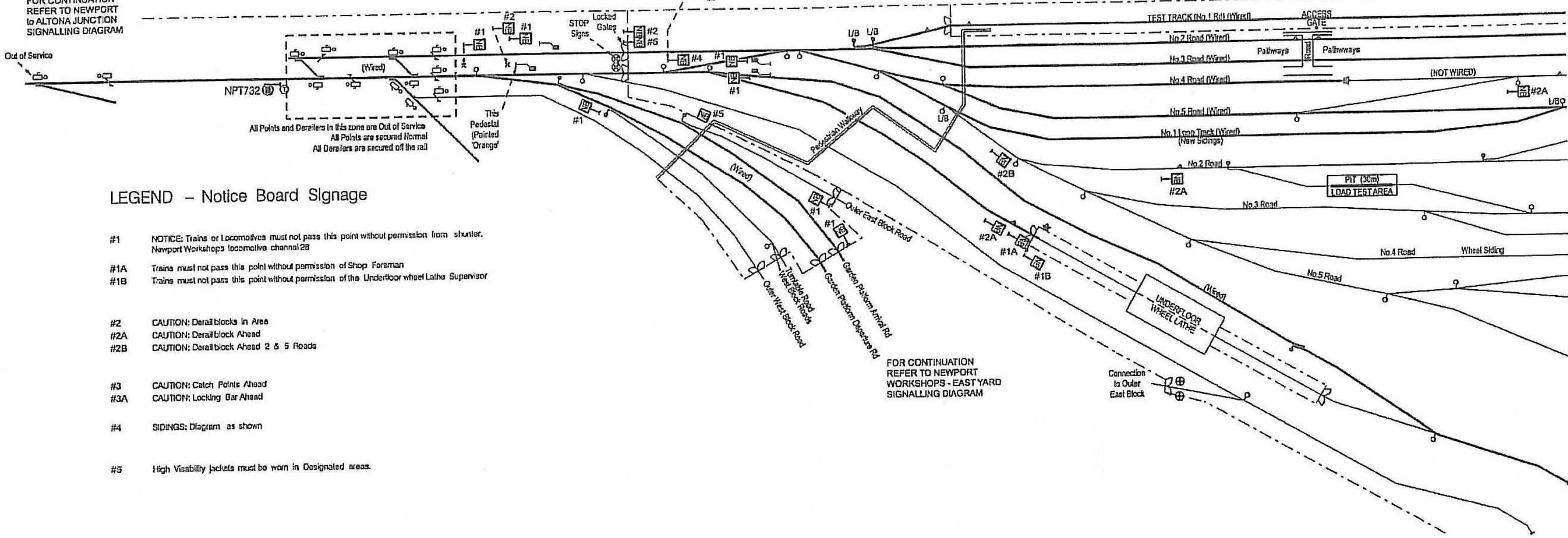


FOR CONTINUATION
REFER TO NEWPORT
WORKSHOPS - SOUTH YARD
SIGNALLING DIAGRAM

FOR CONTINUATION
REFER TO NEWPORT
to ALTONA JUNCTION
SIGNALLING DIAGRAM



LEGEND - Notice Board Signage

- #1 NOTICE: Trains or Locomotives must not pass this point without permission from shunter, Newport Workshops locomotive channel 2B
- #1A Trains must not pass this point without permission of Shop Foreman
- #1B Trains must not pass this point without permission of the Underfloor wheel Lathe Supervisor

- #2 CAUTION: Deraill blocks in Area
- #2A CAUTION: Deraill block Ahead
- #2B CAUTION: Deraill block Ahead 2 & 5 Roads

- #3 CAUTION: Catch Points Ahead
- #3A CAUTION: Locking Bar Ahead

- #4 SIDINGS: Diagram as shown

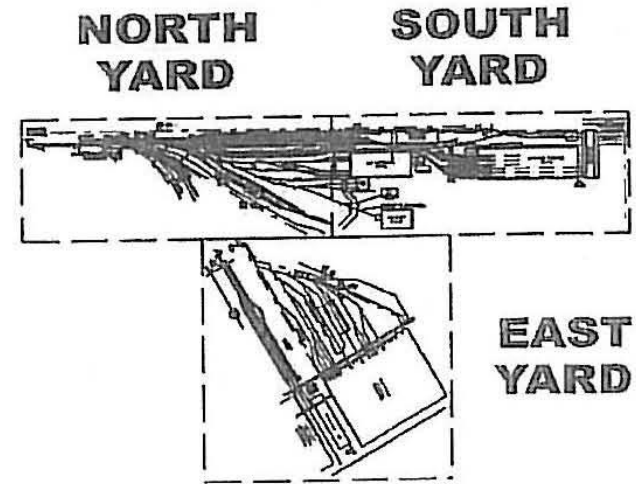
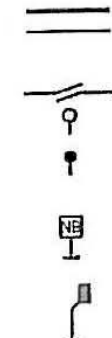
- #5 High Visibility jackets must be worn in Designated areas.

FOR CONTINUATION
REFER TO NEWPORT
WORKSHOPS - EAST YARD
SIGNALLING DIAGRAM

- Note: All dimensions in metres
- Siding dimensions indicate standing room clear of crossing and adjacent tracks

- Note: Trackwork shown solid line is electrified
Trackwork shown thin line is not electrified

- Catch Points shown
- Hand Operated Points shown
- Hand Operated Points shown (CCW) (Cushion Counter Weight)
- Notice Board shown
- Push Button Panel at drivers height



**NEWPORT WORKSHOPS
NORTH YARD
SIGNALLING DIAGRAM No. 87/10**
(Replaces No. 7310)

Showing Signal and Interlocking Arrangements to come into use on a date to be fixed by Circular which will be issued by the Manager Rail Safety

B. UREN 27/08/2010
B. UREN
Manager Rail Safety