



NEWPORT WORKSHOPS

EAST YARD

SIGNALLING DIAGRAM No. 89/06

Showing Signal and Interlocking Arrangements to come into use on a date to be fixed by Circular which will be issued by the Manager Rail Safety

B. UREN
19/9/2006
B. UREN
Manager Rail Safety
CONNEX

LEGEND - Notice Board Signage

- #1 NOTICE: Trains or Locomotives must not pass this point without permission from shunter. Newport Workshops locomotive channel 28
- #1A Trains must not pass this point without permission of Shop Foreman
- #1B Trains must not pass this point without permission of the Underfloor wheel Lathe Supervisor
- #2 CAUTION: Derail blocks in Area
- #2A CAUTION: Derail block Ahead
- #2B CAUTION: Derail block Ahead 2 & 5 Roads
- #3 CAUTION: Catch Points Ahead
- #3A CAUTION: Locking Bar Ahead
- #4 SIDINGS: Diagram as shown
- #5 High Visibility jackets must be worn in Designated areas.

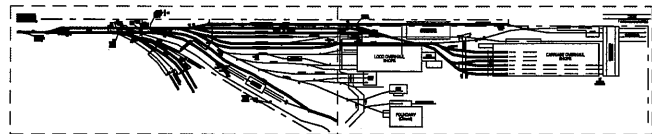
Note: All dimensions in metres
Siding dimensions indicate standing room clear of crossing and adjacent tracks

Note: Trackwork shown solid line is electrified
Trackwork shown thin line is not electrified

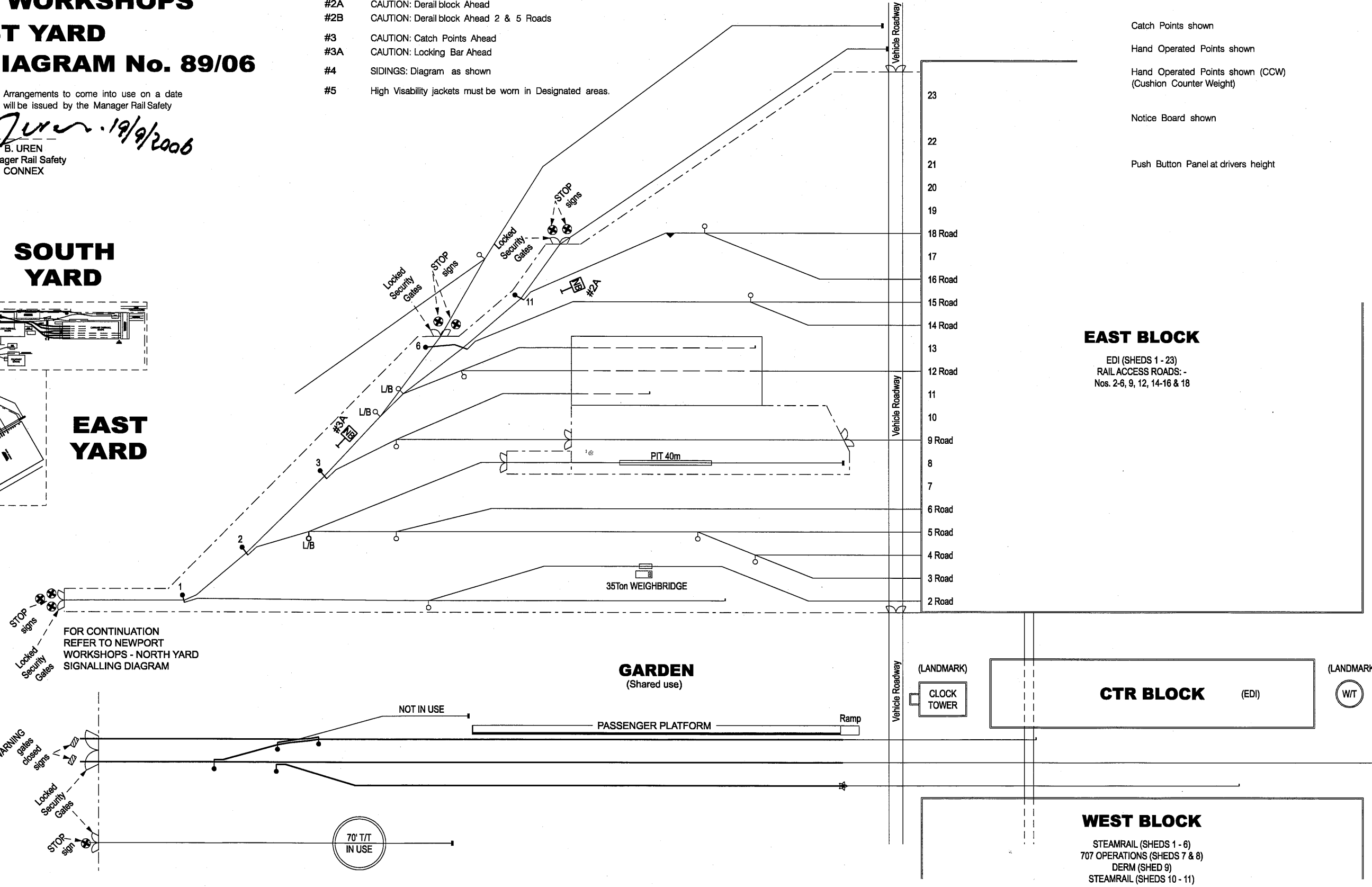
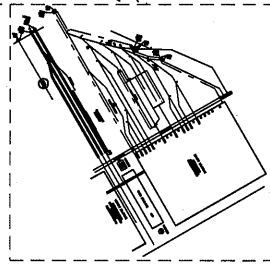
- Catch Points shown
- Hand Operated Points shown
- Hand Operated Points shown (CCW) (Cushion Counter Weight)
- Notice Board shown
- Push Button Panel at drivers height

NORTH YARD

SOUTH YARD



EAST YARD



FOR CONTINUATION REFER TO NEWPORT WORKSHOPS - NORTH YARD SIGNALLING DIAGRAM

EAST BLOCK

EDI (SHEDS 1 - 23)
RAIL ACCESS ROADS: -
Nos. 2-6, 9, 12, 14-16 & 18

CTR BLOCK

(EDI)

WEST BLOCK

STEAMRAIL (SHEDS 1 - 6)
707 OPERATIONS (SHEDS 7 & 8)
DERM (SHED 9)
STEAMRAIL (SHEDS 10 - 11)