











Note: Signals 4 & 24 Operated by 5P Key Switch for Shunting Operation.

NOTE:

- All dimensions in metres.
- Siding dimensions indicate standing room clear of crossing and adjacent tracks
- HXP Sign shown thus. 
- Catch shown thus. 
- Notice Board shown thus. 
- Lever shown thus. 
- Derail shown thus. 
- Derail and Crowder shown thus. 
- 5P Key Switch shown thus. 
- Key Switch Hut shown thus. 
- Switch Lock shown thus. 
- High Speed Points shown thus. 

MIRAM SIGNALLING DIAGRAM No.30/09

Showing Signal and Interlocking Arrangements to come into use on a date to be fixed by Circular which will be issued by the Manager Rail Safety



AUSTRALIAN RAIL TRACK CORPORATION LTD



V/LINE REGIONAL NETWORK AND ACCESS

Graham Harrison
8/10/09
Graham Harrison
Operations Support Manager
ARTC

Anthony Henwood
Manager Incidents and Safeworking
V/Line